









### E-Mag Extreme O-Ring Chart

| P/N        | Inches<br>Millimeters   | 100% Visual   | Description                               | P/N        | Inches<br>Millimeters  | 100% Visual   | Description              |
|------------|---|---|---|------------|--|---|--------------------------|
| 000<br>778 | Inner 5/64<br>Outer 13/64<br><br>Inner 1.9844<br>Outer 5.1594 |    | ⑤ On/off small                            | 001<br>695 | Inner .030<br>Outer .375<br><br>Inner -<br>Outer -               |    | ⑨ Lvl 10 Carrier         |
| 000<br>779 | Inner 1/8<br>Outer 1/4<br><br>Inner 3.1750<br>Outer 6.35      |    | ⑦ Valve pin<br>④ On/off top               | 000<br>113 | Inner 3/8<br>Outer 1/2<br><br>Inner 9.525<br>Outer 12.7          |    | ⑫ Regulator piston       |
| 000<br>123 | Inner 1/4<br>Outer 3/8<br><br>Inner 6.35<br>Outer 9.5250      |    | ③ On/off bottom<br>② Power tube<br>⑪ Quad | 000<br>782 | Inner 11/16<br>Outer 13/16<br><br>Inner 17.4625<br>Outer 20.6375 |   | ⑧ Regulator body         |
| 000<br>781 | Inner 5/16<br>Outer 7/16<br><br>Inner 7.9375<br>Outer 11.1125 |  | ① Power tube tip                          | 000<br>157 | Inner 3/4<br>Outer 7/8<br><br>Inner 19.05<br>Outer 22.225        |  | ⑩ Velocity regulator nut |

Scale: 