









### X-mag O-Ring Chart

P/N	Inches Millimeters	100% Visual	Description	P/N	Inches Millimeters	100% Visual	Description
000 778	Inner 5/64 Outer 13/64  Inner 1.9844 Outer 5.1594		⑤ On/off small	001 695	Inner .030 Outer .375  Inner - Outer -		⑨ Lvl 10 Carrier
000 779	Inner 1/8 Outer 1/4  Inner 3.1750 Outer 6.35		⑦ Valve pin ④ On/off top	000 113	Inner 3/8 Outer 1/2  Inner 9.525 Outer 12.7		⑫ Regulator piston
000 123	Inner 1/4 Outer 3/8  Inner 6.35 Outer 9.5250		③ On/off bottom ② Power tube ⑪ Quad	000 782	Inner 11/16 Outer 13/16  Inner 17.4625 Outer 20.6375		⑧ Regulator body
000 781	Inner 5/16 Outer 7/16  Inner 7.9375 Outer 11.1125		① Power tube tip	000 157	Inner 3/4 Outer 7/8  Inner 19.05 Outer 22.225		⑩ Velocity regulator nut

Scale: 